

# PORTABLE DR SYSTEMS

Innovation and efficiency –  
our Digital Radiographic Testing systems



- Highest Image Quality
- Unmatched Cost-Efficient Solutions
- Ruggedized (IP67)
- Lightweight and Portable
- Valid for High Intensity Sources (X-Rays & Gammas)

# PORTABLE DR SYSTEMS



## HIGHLIGHTS



### COST-EFFICIENCY

- Down to 75  $\mu\text{m}$  pixel size
- 6.5 In/mm spatial resolution
- High intensity sources: X-Rays up to 450Kv and all types Gamma sources

→ HIGH SENSITIVITY  
Substantial reduction of exposure times in comparison to traditional film technique.



### VERSATILITY

- Multiple configurations and accessories available
  - Flight case (customized)
  - 50m (164ft) extension cord
  - Protection case
  - External batteries
  - WIFI Ranger
- WLAN/WIFI connectivity
  - up to 100m (328ft) range
- Hot-swap & external batteries
  - Autonomy up to 20 hours



### RELIABILITY

- Dust and water resistant (IP67)
- Long lifetime guaranteed
- Drop test: max. 1 meter (3.3ft)
- Temperature Stability: -20°C to 50°C (50F - 122F)
- Load Proof
  - One point (centre): 150kg (330.7lbs)
  - Total surface: 300kg (727.5lbs)

# ACCESSORIES



FLIGHT CASE



50m (164ft) EXTENSION CORD



HIGH-END LAPTOP



LIGHT TRANSPORT BOX



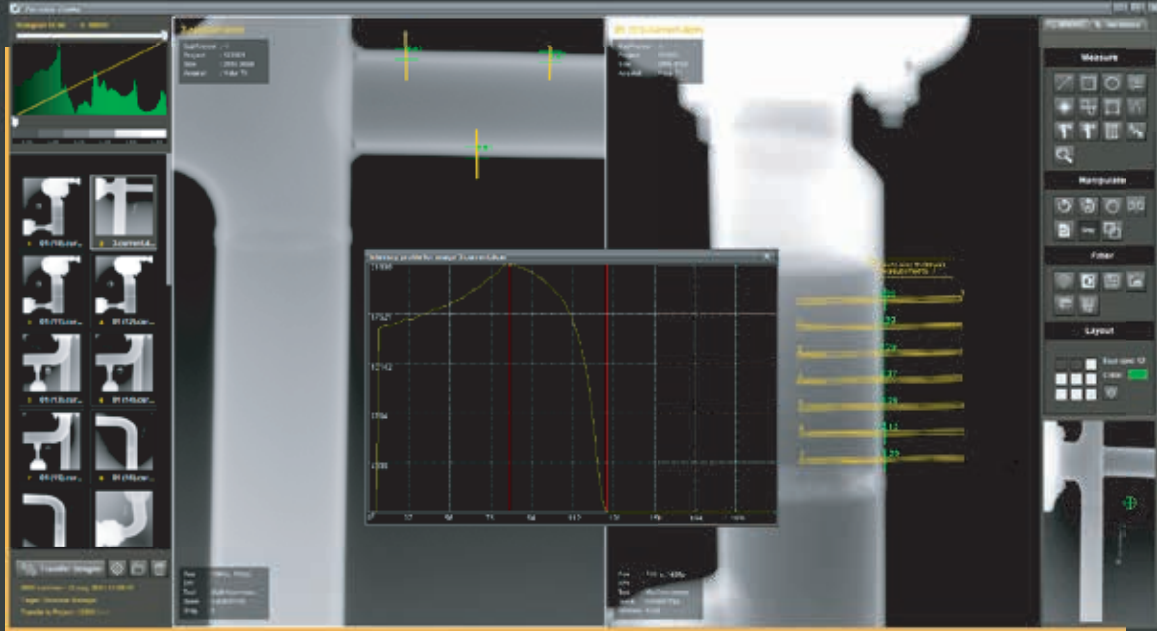
WIFI RANGER



INDUSTRIAL TABLET

# PACSESS RTI SOFTWARE

Once again, PACSESS NDT has come up with an impressive adaptation for DDA usage of our world-class proprietary software. While keeping the most intuitive and user-friendly interface, we have included cutting-edge image processing tools that will bring your quality inspection skills to the next level.



## FEATURES

### ■ DATABASE MANAGER

- 100% DICOM Compliant
- Search function by key words
- Import / Export (JPG, TIFF & DICOM)
- Report Management System integrated
- Auto-feed tool from image measurements
- Local server

### ■ ADVANCED IMAGE PROCESSING TOOLS

- Intensity adjustment
- Local histogram optimization
- Contrast adjustment based on LUT
- Inversion
- Filters
  - Reduction of noise / Sharpen
  - Emboss
  - Contrast enhancement

### ■ MEASUREMENTS AND ANNOTATIONS

- Dynamic wall thickness intensity profiles
- Detect & Measure Signal-to-Noise ratio
- Statistic values & Histograms

### ■ SPATIAL TRANSFORMATIONS

- Smart zooming (automatic/manual)
- Loupe
- Rotation / Flipping

### ■ PRESETS

- Brightness / Contrast
- Filter functions

**ALL FUTURE UPDATES FREE OF CHARGE**



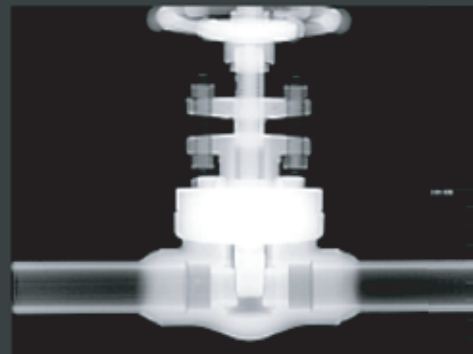
■ Before



■ After






■ Before



■ After

# TECHNICAL SPECIFICATIONS

MODEL NAME	OPTIMA 1723	MAXIMA 2329	MAXIMA 3543
PRODUCT APPEARANCE			
TECHNOLOGY	IGZO TFT		α-Si TFT
SCINTILLATOR	CsI / Gadox		CsI / Gadox (DRZ-Fine)
PIXEL PITCH	75 μm	75 μm	100 μm
PIXELS	2304 x 3072 pixels	3072 x 3840 pixels	3534 x 4302 pixels
IMAGE SIZE	17.3cm x 23cm (6.80in x 9.07in)	23cm x 29cm (9.05in x 11.4in)	35.3cm x 43cm (13.9in x 16.9in)
GRAYSCALE	16 bits		
ENERGY RANGE	40 - 450 kVp		
MAX. EXPOSURE TIME	300 sec		
X-RAY GENERATOR INTERFACE	Automatic Exposure Detection / External Line trigger		
DATA INTERFACE	Wired: Gigabit Ethernet (1000BASE-T) via PoE (Power over Ethernet) Wireless: IEEE802.11n/ac (2.4GHz, 5GHz)		
IMAGE ACQUISITION TIME	Wired: 1.5 sec / Wireless: 3 sec		
DIMENSIONS	20.8cm x 25.6cm x 2.7cm (8.19in x 10.08in x 1.06in)	32.2cm x 35.5cm x 1.7cm (12.67in x 13.97in x 0.67in)	40cm x 47cm x 1.7cm (15.75in x 18.5in x 0.67in)
WEIGHT	2.0kg (4.4 lbs)	2.7kg (5.95 lbs)	4.2 kg (9.26 lbs)
OPERATING ENVIRONMENT	-20°C to +50°C (-4F to 122F)		
OPERATING TIME	8 hours in operation, 9 hours in standby		
POWER	DC24V, max. 0.8A	DC24V, max. 0.8A	DC24V, max. 1A

## APPLICATIONS

Our solutions are designed to provide you the best experience in all NDT fields.



SHIPYARDS



OIL & GAS



CASTING



AEROSPACE



CIVIL CONSTRUCTION



NUCLEAR



ART & CULTURAL HERITAGE



DEFENSE